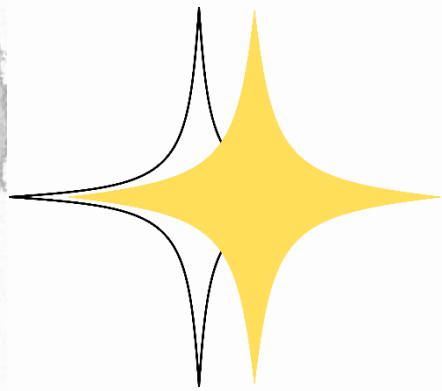
The background of the image is a black and white optical illusion of a staircase. The lines of the staircase are arranged in a way that creates a 3D effect, with the steps appearing to recede into the distance. The lines are white against a dark background, and the overall effect is a strong sense of depth and perspective.

# WITH A LITTLE HELP FROM MY LEARNING DESIGNER FRIENDS

EMEKA ANELE &  
LIZZY DELACRETAZ









# ACKNOWLEDGEMENT OF COUNTRY

We acknowledge the Traditional Custodians of all the unceded lands, skies and waterways on which Deakin students and teachers come together.

As we learn and teach through virtually and physically constructed places across time, we pay our deep respect to the Ancestors and Elders of Wadawurrung Country, Gunditjmara Country and Wurundjeri Country, as well as the Traditional Custodians of all the lands on which you may be learning and teaching, where education has taken place for many thousands of years.




# THE BAND



# SUBJECT MATTER


## EXPERT - SME

- The initiator of most projects
- Recognise necessary information for target audience to understand a topic
- Possess a wealth of knowledge on the topic that is the project's focus



**SUBJECT MATTER  
EXPERT**

# VISUAL DESIGNER




## VISUAL DESIGNER

- Able to apply creativity within constraints
- Strong understanding of visual elements
- Ensure visual elements meet Accessibility standards
- Help with building Prototype (Wireframe) and Final Product


# DEVELOPER

- Strong skills in coding and technology
- Able to problem solve when issues appear in the code
- Build new interactive custom components
- Strong understanding of the capabilities & limitations of Library platforms



DEVELOPER

# REVIEWER




## REVIEWER

- Provide feedback at any point in the project
- Can provide a different perspective to SME
- Will need to be able to engage with the solution to the problem to handle queries from target audience

# LEARNING DESIGNER

- Conduit for collaboration between project members
- Bringing an outside perspective from SME and Stakeholders in a project
- Drawing knowledge and experiences from various projects into solutions for new areas
- Promote purpose driven choices throughout the project.



**LEARNING  
DESIGNER**



# LAW GUIDES PROJECT

- Legal research hub
- 6 Law guides

## The Band

- SME → Law Librarian
- Graphic Designer
- Applications Developer
- Reviewer → Business Librarian
- Learning Designers x 3

## Welcome to the Law and Legal Research Resource Guide



### Legal Research Basics

Learn all about how to get started with legal research in this introductory guide.

[Open guide](#)



### Legal Referencing

How to reference using the Australian Guide to Legal Citation, 4th edition.

[Open guide](#)



### Legal Abbreviations

A list of commonly used legal abbreviations for law reports and legal journals.

[Open guide](#)



### Secondary Law Resources

Secondary law resources identify and explain primary sources of law.

This guide provides information on how to search for legal textbooks, legal dictionaries, legal encyclopedias and peer-reviewed legal journals.

[Open guide](#)



### Case Law

Case precedents are primary sources of law.

This guide provides instructions on how to search for Australian and international cases, including how to use case citators and authorised law reports.

[Open guide](#)



### Legislation

Legislation is a primary source of law.

Use this guide to learn how to locate authorised versions of Australian legislation and extrinsic materials, which will aid in developing your skills in statutory interpretation.

[Open guide](#)



Word Guide outline Search (Alt + Q)

**Getting started with legal research**  
 This introductory legal research guide will help you to get started with legal research. Read through the outlines below to learn what is covered in each section of this guide. You can navigate to these sections via the menu on the left.

**Key books:** A list of useful legal research textbooks which can be used in addition to your prescribed resources.

**Your first steps in legal research:** This section is the first place you should start. It maps out the difference between primary and secondary sources of law. There are also some useful videos on developing key research skills.

**Legal writing skills:** Contains links to useful books and resources on legal writing skills.

**Study guides:** Links to commercial legal publishers short topical guides, including case notes and Q & A exam study guides.

**International treaties:** This section contains some useful resources on the Australian treaty making process, links to important treaties and examples of referencing styles.

**Current awareness:** How to keep up to date with new developments in the law, as well as a list of recent acquisitions.

**Unit Help:** [Customised Library Resource Guides](#) for specific unit codes.

[Need help accessing library databases?](#)

- How to login:** always access the legal subscription databases from the Library's A-Z databases page, Catalogue or a Resource Guide. [You should](#) only need to enter your Deakin Single Sign On credentials.
- Recommended browser:** If you experience any browser issues, Deakin University IT recommends the Mozilla Firefox browser. More information is available on the [Recommended Browser & Settings](#) webpage.
- Enable cookies:** Some databases use cookies and/or have popup messages. Ensure that you enable popups for these databases in your internet browser. More information is available on the [Recommended Browser & Settings](#) webpage.

Note

Comments

- Task completed
- Kat Cain  
 @Michelle Bendall - hi Michelle, we have shifted the content below this subheading so that the three access  
[See more](#)  
 2 more replies
- Task completed
- Kat Cain  
 @Michelle Bendall We have changed from Correct Login to "How to login" and shortened the sentence. Does this  
[See more](#)  
 2 more replies
- Resolved
- Elizabeth Delacretaz  
 How often do you dissuade students from Google? would it be helpful to include info on the bookmarklet tool  
[See more](#)  
 1 more reply

# FIRST GUIDE

- Review & edit content **S L**
- Design wireframe **V**
- Review & refine design **S L V**
- Design custom elements **D**
- Build in LibGuides **L V D**

# REMAINING GUIDES

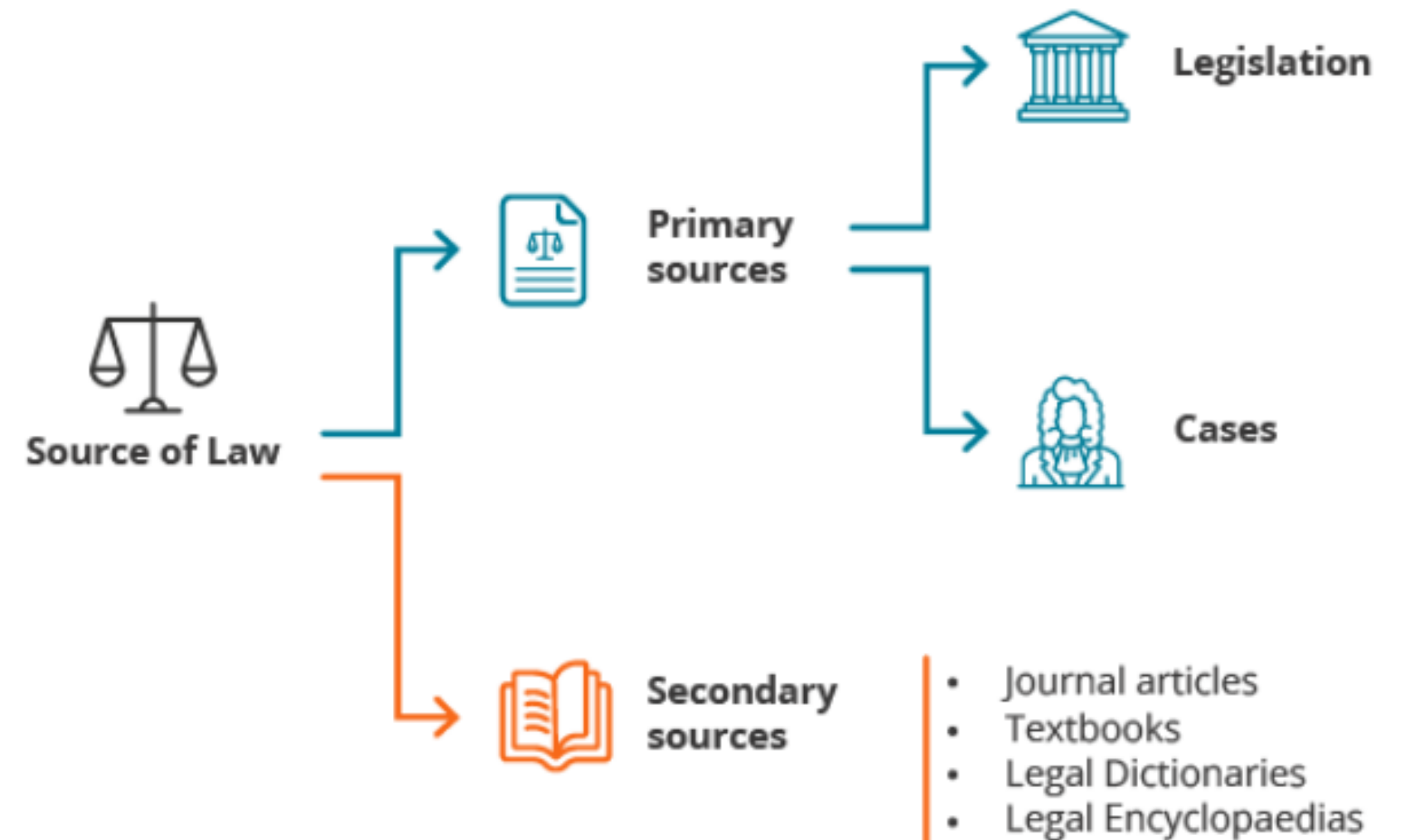
- Review & edit content (based on established approach) **S L R**
- Visual & custom elements **V D**



# PROJECT

- New skills
- Reusable components
- Repurposable content
- Graphics
- Guide layouts

# OUTCOMES



## Your Task

Work through this checklist below

- Read your assessment instructions
- Highlight the key terms in your assessment instructions
- Identify the relevant jurisdiction
- Determine if you need primary and/or secondary sources
- Review seminar and textbook content for relevant material
- Use dictionaries to look up unfamiliar legal terminology
- Draft some possible search terms
- Schedule your time to research


# KEY TAKEAWAYS

Different  
perspectives  
Feedback and user testing


# KEY CONSIDERATIONS

Learn from others

Scheduling / asynchronous work







THANK'S FOR WATCHING

E M E K A A N E L E & L I Z Z Y D E L A C R E T A Z



# OUR CONTACT INFORMATION



Lizzy Delacretaz  
Learning Designer

[l.delacretaz@deakin.edu.au](mailto:l.delacretaz@deakin.edu.au)



Emeka Anele  
Learning Designer

[emeka.anele@deakin.edu.au](mailto:emeka.anele@deakin.edu.au)